



# One European agricultural holding in five specialises in livestock farming

**One French agricultural holding out of every three specialises in rearing herbivores, compared with one in five in Europe as a whole. On the other hand, 80% of pig and poultry farms are in just three Member States: Romania, Poland and Hungary.**

One European agricultural holding out of every five is a specialist livestock farm, rearing either herbivores (cattle, sheep and goats), which need areas under grass, or pigs and poultry on holdings that in many cases use “non-soil” husbandry techniques. Additionally, one in ten combines both types of livestock farming. Farms rearing herbivores are more common in the wetter countries of Northern Europe, and even account for virtually all holdings in Ireland. In France, approximately a third of farms specialise in this way, compared with over 40% in Belgium and Germany, and 50% to 60% in the Netherlands, Austria, Luxembourg and the United Kingdom.

Pig and poultry farms are much less common, and 80% of these can be found in just three coun-

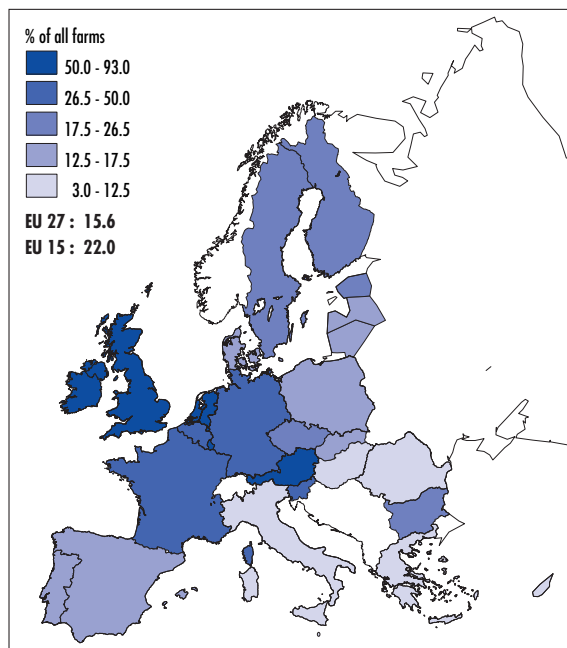
tries: Romania (46%), Poland (17%) and Hungary (17%). It is in Hungary that this type of livestock farming makes the biggest contribution: 19%.

### Definition

The European classification of agricultural holdings according to principal type of farming (**OTEX**) is based on the Standard Gross Margin (SGM). Total SGM for a farm is obtained by applying to each hectare of crops or each head of livestock a factor called the “SGM coefficient” and then adding up all the resulting partial SGMs. The principal type of farming on a holding is determined on the basis of the relative contributions of the partial SGMs to the total SGM figure.

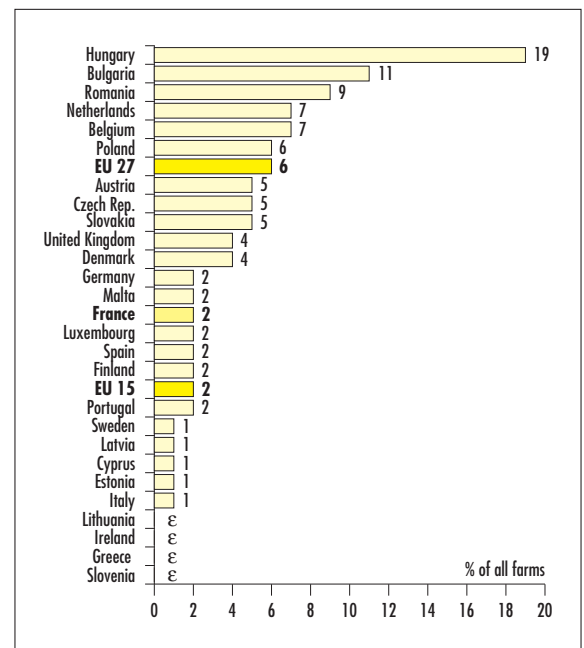
More statistics on page 31.

### Farms specialising in the rearing of herbivores



Source: Eurostat Farm Structure Survey 2005

### Farms specialising in the rearing of pigs and poultry



Source: Eurostat Farm Structure Survey 2005



# Four countries account for 60% of all EU animal production

**Milk, cattle and pigs represent three-quarters of the total value of animal production in the European Union. France and Germany are the biggest producers, followed by Italy and Spain.**

Milk accounts for a third of the total value of animal production in the Union, along with pig and cattle production, each of which contributes 22%. France is in the first rank among Member States for its bovine production, in second place for milk production, behind Germany, and in third place for pig production behind Germany and Spain.

Country production is specialised in some cases. More than half the total value of animal production in Estonia, Latvia and Luxembourg relates to milk. Swine production has a strong presence in Denmark, as does cattle production in Ireland, France and Luxembourg.

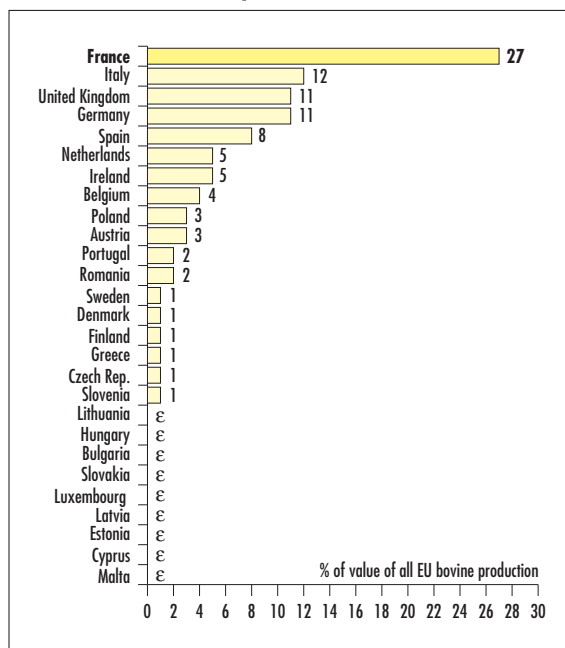
Sheep and goats account for 30% of animal production in Greece. Hungary specialises in poultry, and Romania in eggs.

### Definition

The concept of **production** in the EU's agricultural accounts corresponds to the value of production sold, stored or temporarily unavailable during the reporting period, plus own consumption by farm personnel and livestock on the holding. Production is valued at base price, meaning that product subsidies are included.

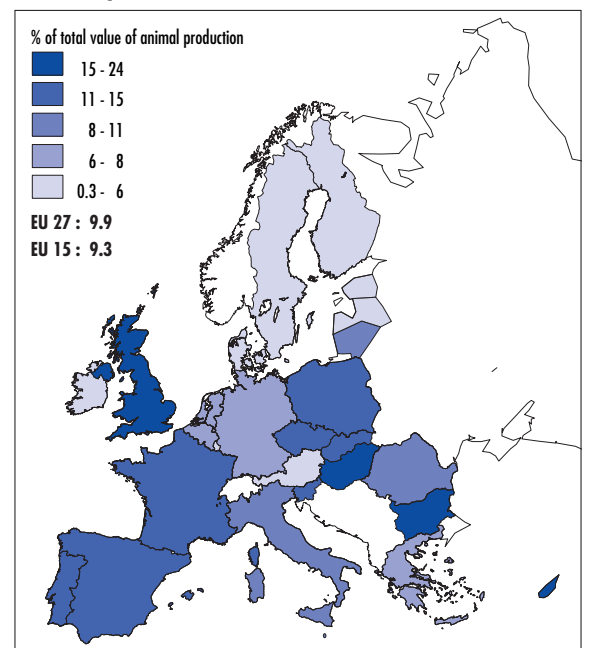
More statistics on page 32.

Percentage of each Member State in total EU bovine production



Source: Eurostat 2006

Percentage of poultry in total EU animal production



Source: Eurostat 2006



# Nearly half the EU's bovine herd is in France, Germany and the United Kingdom

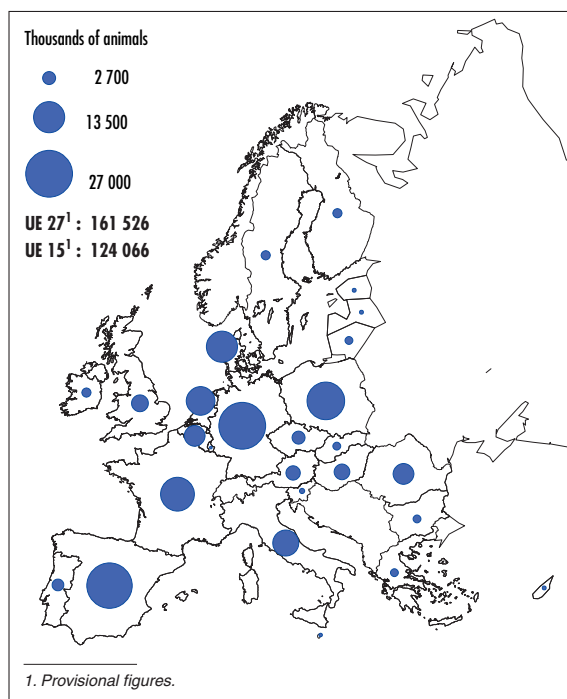
**As the leading country in the Union for the rearing of bovine livestock, France accounts for one-fifth of the total bovine herd of the EU. Germany and the United Kingdom are major cattle-rearing countries. Germany has a larger swine herd than Spain or Poland.**

With a total of 19 million head of bovine livestock in 2006, or 21% of the EU's bovine herd, France is the leading cattle-farming country in the Union. It ranks fourth for pigs, behind Germany (17% of the EU's swine herd), Spain (16%) and Poland (12%). The United Kingdom leads for sheep, and goats are most numerous in Greece. Generally speaking, the majority of the different herds are reared by a relatively small number of countries. Most Member States possess only a

tiny part of the total European herd: for example, only 1% of the EU bovine or swine herd is reared on Greek or Latvian farms.

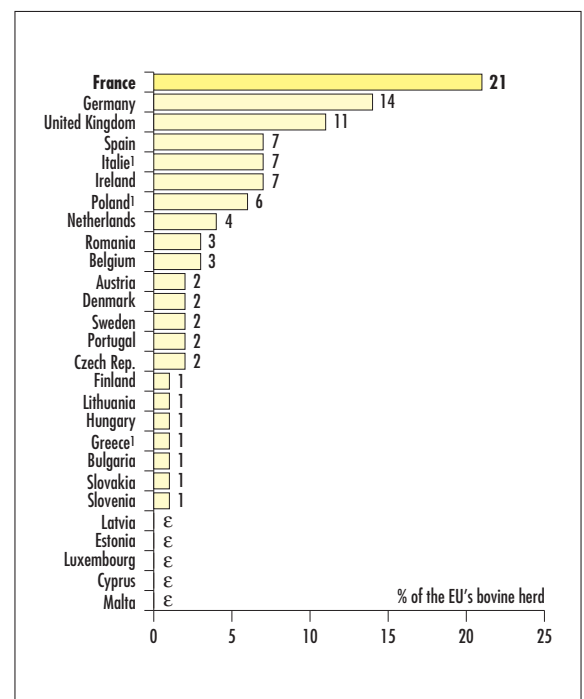
More statistics on page 33.

## The EU swine herd



Source: Eurostat 2006

## Percentage of each country in the European Union's bovine herd



Source: Eurostat 2006



# 60% of EU milk is produced in Germany, France, Italy, the Netherlands or the United Kingdom

**Germany and France supply a third of the Union's milk. France is in second place among the Member States, behind Germany, both for the size of its dairy herd and its milk production.**

The value of its milk production (nearly €7 billion in 2006) puts France in second place among Member States. The first place is held by Germany, whose milk production is valued at nearly €8 billion, or 18% of the EU total.

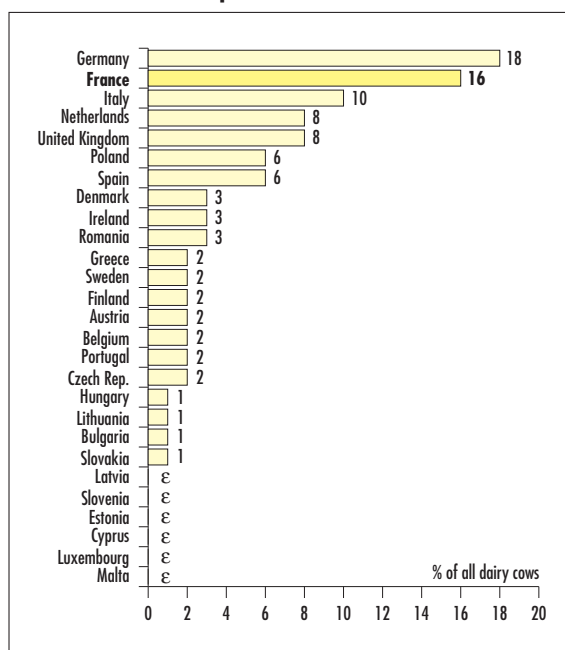
The production structures are different however: 91% of the dairy herd is on farms with between 20 and 100 dairy cows in France, compared with 64% in Germany, which has more large dairy holdings. The figure is less than 10% in the Czech Republic and Slovakia, where large holdings predominate, and in Lithuania and Romania, where small livestock farms are more common.

### Definition

The concept of **production** in the EU's agricultural accounts corresponds to the value of production sold, stored or temporarily unavailable during the reporting period, plus own consumption by farm personnel and livestock on the holding. Production is valued at base price, meaning that product subsidies are included.

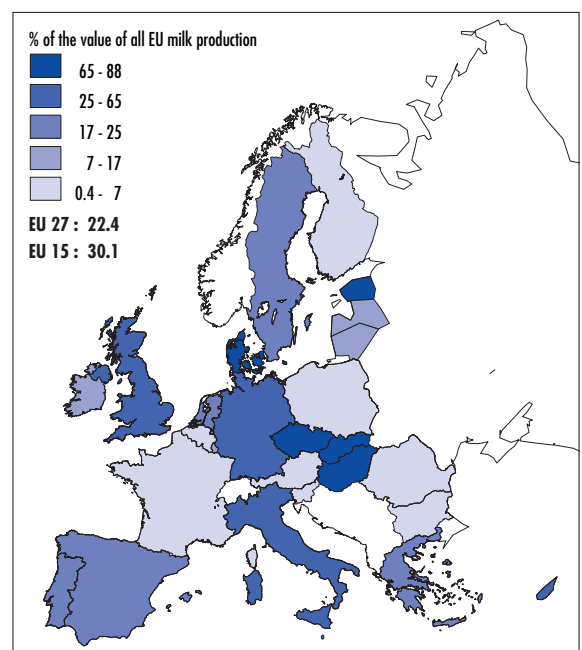
More statistics on page 34.

### Contribution of each Member State to EU milk production



Source: Eurostat 2006

### Dairy cows on livestock farms with 100 head or more



Source: Eurostat 2005